



US00D646835S

(12) **United States Design Patent**  
**Mancini**

(10) **Patent No.:** **US D646,835 S**  
(45) **Date of Patent:** **\*\* Oct. 11, 2011**

(54) **CHANDELIER**

(75) Inventor: **Michael Angelo Mancini**, Long Beach, CA (US)

(73) Assignee: **Dragon Claw (U.S.A.) Inc.**, Irwindale, CA (US)

(\*\*) Term: **14 Years**

(21) Appl. No.: **29/382,008**

(22) Filed: **Dec. 28, 2010**

(51) **LOC (9) Cl.** ..... **26-03**

(52) **U.S. Cl.** ..... **D26/90**

(58) **Field of Classification Search** ..... D26/75,  
D26/76, 80-91; 362/147, 404-408, 217.01  
See application file for complete search history.

(56) **References Cited**

**U.S. PATENT DOCUMENTS**

D42,713 S *	7/1912	Schepmoes	.....	D26/90
D45,313 S *	2/1914	Schoenhardt	.....	D26/88
D45,539 S *	3/1914	Meyers	.....	D26/90
D48,589 S *	2/1916	Frery	.....	D26/90
D48,779 S *	3/1916	Frery	.....	D26/88
D62,590 S	6/1923	Rainaud		
D69,354 S	2/1926	Klein		
D69,524 S *	2/1926	Mettler	.....	D26/88
D70,072 S *	5/1926	Goodard	.....	D26/88
D70,150 S	5/1926	Balk		
D70,561 S	7/1926	Holz		
D70,606 S	7/1926	Frerichs		
D71,731 S	12/1926	Crowell		
D71,968 S *	2/1927	Friedman	.....	D26/91

D74,225 S	1/1928	Holdeman		
D75,945 S	7/1928	Yokel		
D84,174 S *	5/1931	Wing	.....	D26/84
D129,362 S *	9/1941	Pieper	.....	D26/88
2,299,256 A	10/1942	Schultz		
D156,554 S *	12/1949	Novin	.....	D26/90
D164,870 S	10/1951	MacFadden		
D164,871 S	10/1951	MacFadden		
D352,798 S	11/1994	Her		
D461,583 S	8/2002	Hsu		
D558,912 S	1/2008	Crosby		
D567,991 S	4/2008	Hidalgo		
D573,296 S	7/2008	Brookins		
D573,747 S	7/2008	Brookins		
D580,585 S	11/2008	Otero		
D605,332 S	12/2009	Mirando		

\* cited by examiner

*Primary Examiner* — Clare E Heflin

(74) *Attorney, Agent, or Firm* — Pravel Intellectual Property Law, P.C.; James W. Pravel


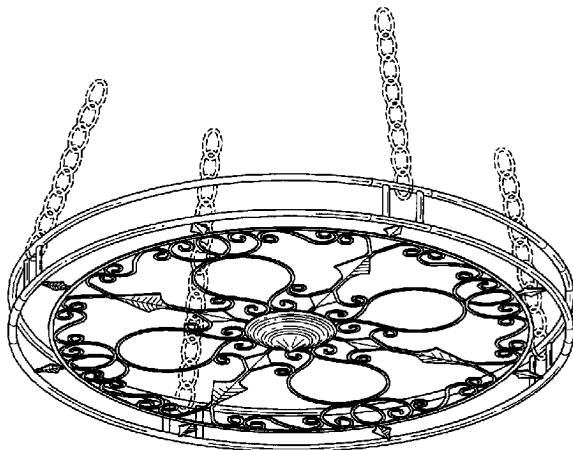
(57) **CLAIM**

The ornamental design for a chandelier, as shown and described.

**DESCRIPTION**

FIG. 1 is a perspective view of a chandelier, showing my new design;  
FIG. 2 is a top view thereof;  
FIG. 3 is a side view thereof; and,  
FIG. 4 is a bottom view thereof.  
The broken lines shown on the drawings depict environment only and form no part of the claimed design.

**1 Claim, 2 Drawing Sheets**



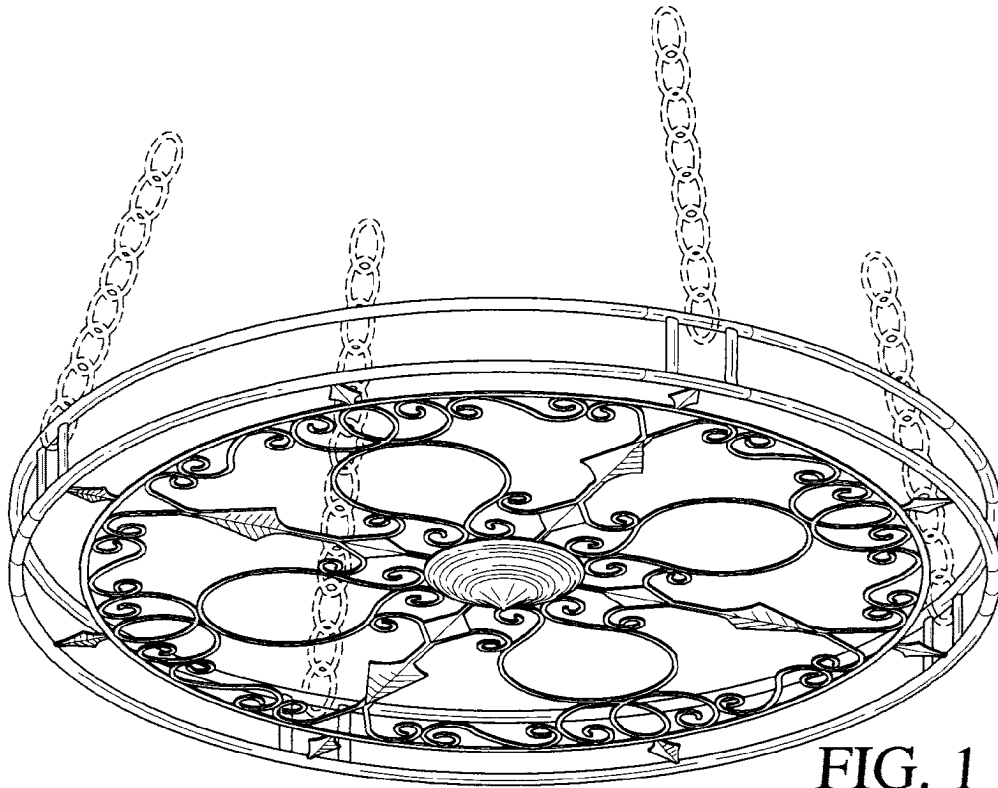


FIG. 1




FIG. 2

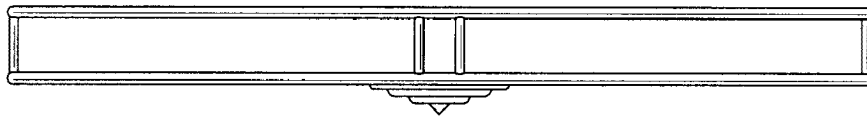


FIG. 3




FIG. 4